



Quay County Government

300 South Third Street, Tucumcari, NM 88401

Post Office Box 1246

Phone: (575)461-2112 Fax: (575) 461-6208

**AGENDA
REGULAR SESSION
QUAY COUNTY BOARD OF COMMISSIONERS
SEPTEMBER 9, 2024
AMENDED**

9:00 A.M. Call Meeting to Order

Pledge of Allegiance

Approval of Minutes-Regular Session August 26, 2024

Approval/Amendment of Agenda

Public Comment

New Business

- I. **Dana Leonard, Quay County Assessor**
 - Request Approval of Quay County Property Tax Rates
- II. **Stephen Salas, Quay County Road Superintendent**
 - Presentation of Road Update
 - Presentation of Blade Report
- III. **Samantha Salas, Quay County Finance Director**
 - Request Approval of Resolution No. 15 Budgetary Increase to County Improvements Fund
 - Request Approval of Accounts Payable
- IV. **Daniel Zamora, Quay County Manager**
 - Presentation of GRT for August 2024
 - Manager's Report
- V. **Commissioner Comments**
- VI. **Adjourn**



DOC HCM-00585

09/23/2024 01:19 PM Doc Type: COCOM

Fee: (No FieldTag Finance.TotalFees found)

Quay County, NM

Pages: 17

Ellen White - County Clerk, County Cl



REGULAR SESSION-BOARD OF QUAY COUNTY COMMISSIONERS

September 9, 2024

9:00 A.M.

BE IT REMEMBERED THE HONORABLE BOARD OF QUAY COUNTY COMMISSIONERS met in regular session the 9th day September, 2024 at 9:00 a.m. in the Quay County Commission Chambers, Tucumcari, New Mexico, for the purpose of taking care of any business that may come before them.

PRESENT & PRESIDING:

Robert Lopez, Chairman
Jerri Rush, Member
Brian Fortner, Member
Ellen L. White, County Clerk
Daniel Zamora, County Manager

OTHERS PRESENT:

Samantha Salas, Quay County Finance Director
Dana Leonard, Quay County Assessor
Lucas Bugg, Quay County Fire Marshal
Stephen Salas, Quay County Road Superintendent
Bill Kardokus, Quay County Emergency Manager
Connie Loveland, Tucumcari MainStreet Director
David Brenner, Guest
Ron Warnick, Quay County Sun

Chairman Lopez called the meeting to order followed by the Pledge of Allegiance.

A MOTION was made by Jerri Rush, SECONDED by Brian Fortner to approve the August 26, 2024, regular session minutes. MOTION carried with Rush voting "aye", Lopez voting "aye" and Fortner voting "aye".

Public Comments: Connie Loveland, Tucumcari MainStreet Director reminded everyone of the upcoming Fired Up event scheduled for Saturday, September 14th.

NEW BUSINESS:

Dana Leonard, Quay County Assessor presented the Quay County Property Tax Rates for the upcoming 2024 tax year. A MOTION was made by Jerri Rush, SECONDED by Brian Fortner to approve the Rates as presented. MOTION carried with all members voting "aye". A copy is attached.

Stephen Salas, Quay County Road Superintendent presented the following report:

- Blade reports were distributed.
- Drawdowns for the 2025 projects have been requested.
- Match Waiver Agreements will be presented at the September 23rd meeting.
- 6/10 of a mile on Quay Road W was completed and Salas hopes to apply caliche.

Samantha Salas, Quay County Finance Director, requested approval of Resolution No. 15; Budgetary Increase to County Improvements in the amount of \$750,000.00. (Legislative Appropriations) MOTION was made by Jerri

Rush, SECONDED by Brian Fortner to approve the Resolution. MOTION carried with all members voting "aye". A copy is attached.

Salas also requested approval of the Accounts Payable Report for the time period ending September 5, 2024. A MOTION was made by Brian Fortner, SECONDED by Jerri Rush to approve the expenditures. MOTION carried with all members voting "aye".

Quay County Manager, Daniel Zamora presented the following items of correspondence:


- Gross Receipts Tax Report was distributed.
- Agreements for Capital Outlay Projects and LEPF funding have been executed.
- Work continues to complete the prior year Capital Outlay Projects.
- Kim Legant met with Zamora regarding the plan on the Hospital Project.
- Received a quote of \$330,000.00 for the HVAC units in the courthouse.
- The transition for IT services is ongoing.
- The Albert Sensor Software will soon be installed to monitor internet traffic for election security throughout the County network.
- The Auditors are onsite working.

Other Quay County Business That May Arise during the Commission Meeting and/or comments from the Commissioners: NONE

There being no further business, a MOTION was made by Jerri Rush SECONDED by Brian Fortner to adjourn. MOTION carried with Rush voting "aye", Fortner voting "aye" and Lopez voting "aye". Time noted 9:20 a.m.


Respectfully submitted by Ellen White, County Clerk.


BOARD OF QUAY COUNTY COMMISSIONERS




Robert Lopez, Chairman


Jerri Rush, Member


Brian Fortner, Member

ATTEST:

Ellen L. White, County Clerk



New Mexico
Department of Finance
and Administration

407 Galisteo St,
Santa Fe, NM 87501
(505) 827-4985

Governor Michelle Lujan Grisham
Cabinet Secretary Wayne Propst

Local Government Division
Jeannette Gallegos, Acting Division Director

August 29, 2024

The Honorable Robert Lopez
Quay County
300 S. Third Street
PO Box 1246
Tucumcari, NM 88401

Order Setting Property Tax Rates - 2024 Property Tax Year

Dear Commissioner Lopez,

Pursuant to NMSA 1978, Sections 7-37-7(A) and 7-38-33(A), I issue this order setting the 2024 tax rates in the attached Certificate of Property Tax Rates (Certificate) for all governmental units imposing rates in your county.

NMSA 1978, Section 7-38-34 requires the Board of County Commissioners (Board) to issue and deliver to the County Assessor its own written order imposing these rates within five days of its receipt of this rate-setting order. **Before the Board issues its order, the county is responsible for ensuring that the rates are correct and must notify the Local Government Division of the Department of Finance and Administration of any errors, in accordance with 3.6.50.1 I (D) NMAC.** To further those efforts, please immediately share the Certificate with all governmental units (other than the State) that have rates included in the Certificate, so that they may also check the accuracy of their rates. In addition, please note that the "percentage change I" used as specified in NMSA 1978, Section 7-37-7.1 (A) for yield control calculations this year is 1.71%.

Any questions concerning or suspected errors in the rates should be immediately brought to the attention of the Local Government Division's Budget and Finance Bureau Chief, Cordelia Chavez, at 505-231-7246; or Special Projects Analyst, Catrina Chavez, at 505-479-1247.

Sincerely,

Docusign Web by:

6EB4D958A89A432...

Wayne Propst
Secretary of Finance & Administration

cc: Property Tax Division, Taxation & Revenue Department (via email)
County Assessor (via email)
County Treasurer (via email)

Enclosure(s): Certificate of Property Tax Rates

Certificate of Property Tax Rates in Mills
 Quay County
 Tax Year 2024

OVERALL COUNTY NET TAXABLE VALUE: \$264,317,024

Property Classification	Residential 1 IN R	Non-Residential 1 IN NR	Residential 1 OUT R	Non-Residential 1 OUT NR	Residential 19 IN R	Non-Residential 19 IN NR
Tax District						
Municipality	Tucumcari (City)	Tucumcari (City)	Tucumcari	Tucumcari	House (Village)	House (Village)
Public School District	Tucumcari	Tucumcari	Tucumcari	Tucumcari	House	House
College District	Mesalands Community College	Mesalands Community College	Mesalands Community College	Mesalands Community College		
Taxable Value	36,818,832	46,961,967	20,074,038	41,768,290	476,540	671,896
Mill Levies for State, County, Municipality, and School District						
State Debt Service	1.360	1.360	1.360	1.360	1.360	1.360
Total State	1.360	1.360	1.360	1.360	1.360	1.360
County Operational	9.299	9.654	9.299	9.654	9.299	9.654
County Hospital (Operational Levy Subset)	1.500	1.500	1.500	1.500	1.500	1.500
Total County	10.799	11.154	10.799	11.154	10.799	11.154
Municipal Operational	3.892	7.650	-	-	7.233	7.474
Total Municipal	3.892	7.650	0.000	0.000	7.233	7.474
School District Operational	0.309	0.500	0.309	0.500	0.500	0.443
School District Debt Service	7.103	7.103	7.103	7.103	6.021	6.021
School Capital Improvement (Senate Bill 9 Levy)	2.000	2.000	2.000	2.000	2.000	1.988
School District Ed. Tech. Debt Service	-	-	-	-	-	-
Total School District	9.412	9.603	9.412	9.603	8.521	8.452
Total State, County, Municipal and School District	25.463	29.767	21.571	22.117	27.913	28.440

Tax District	1 IN R	1 IN NR	1 OUT R	1 OUT NR	19 IN R	19 IN NR
Mill Levies for College and Hospital						
College District Operational	1,910	3,000	1,910	3,000	-	-
Total Higher Education	1,910	3,000	1,910	3,000	0,000	0,000
Total Hospital	0,000	0,000	0,000	0,000	0,000	0,000
Total College and Hospital	1,910	3,000	1,910	3,000	0,000	0,000
Grand Total State, County, Municipal, Public School, College, Hospital	27,373	32,767	23,481	25,117	27,913	28,440
Mill Levies for Other Taxing Entities						
Total Other	0,000	0,000	0,000	0,000	0,000	0,000
Grand Total	27,373	32,767	23,481	25,117	27,913	28,440

Property Classification	Residential	Non-Residential	Residential	Non-Residential	Residential	Non-Residential
	19 OUT R	19 OUT NR	23/47 R	23/47 NR	32 IN R	32 IN NR
	House	House	Grady	Grady	Logan (Village)	Logan (Village)
Tax District						
Municipality						
Public School District	House	House	Grady	Grady	Logan (Village)	Logan (Village)
College District						
Taxable Value	1,869,271	6,264,612	328,483	975,773	29,215,127	11,949,977
Mill Levies for State, County, Municipality, and School District						
State Debt Service	1.360	1.360	1.360	1.360	1.360	1.360
Total State	1.360	1.360	1.360	1.360	1.360	1.360
County Operational	9.299	9.654	9.299	9.654	9.299	9.654
County Hospital (Operational Levy Subset)	1.500	1.500	1.500	1.500	1.500	1.500
Total County	10.799	11.154	10.799	11.154	10.799	11.154
Municipal Operational	-	-	-	-	7.650	7.650
Total Municipal	0.000	0.000	0.000	0.000	7.650	7.650
School District Operational	0.500	0.443	0.494	0.500	0.500	0.500
School District Debt Service	6.021	6.021	7.604	7.604	4.727	4.727
School Capital Improvement (Senate Bill 9 Levy)	2.000	1.988	1.965	2.000	2.000	2.000
School District Ed. Tech. Debt Service	-	-	-	-	1.974	1.974
Total School District	8.521	8.452	10.063	10.104	9.201	9.201
Total State, County, Municipal and School District	20.680	20.966	22.222	22.618	29.010	29.365

Tax District	19 OUT R	19 OUT NR	23/47 R	23/47 NR	32 IN R	32 IN NR
Mill Levies for College and Hospital						
College District Operational	-	-	-	-	-	-
Total Higher Education	0.000	0.000	0.000	0.000	0.000	0.000
Total Hospital	0.000	0.000	0.000	0.000	0.000	0.000
Total College and Hospital	0.000	0.000	0.000	0.000	0.000	0.000
Grand Total State, County, Municipal, Public School, College, Hospital	20.680	20.966	22.222	22.618	29.010	29.365
Mill Levies for Other Taxing Entities						
Total Other	0.000	0.000	0.000	0.000	0.000	0.000
Grand Total	20.680	20.966	22.222	22.618	29.010	29.365

Property Classification	Residential	Non-Residential	Residential	Non-Residential	Oil & Gas Production	Oil & Gas Equipment
Tax District	32 OUT R	32 OUT NR	33 R	33 NR	33 OGP	33 OGE
Municipality						
Public School District	Logan	Logan	Logan	Logan	Logan	Logan
College District						
Taxable Value	4,018,047	23,874,952	1,174,638	12,517,385	909,934	193,076
Mill Levies for State, County, Municipality, and School District						
State Debt Service	1.360	1.360	1.360	1.360	1.360	1.360
Total State	1.360	1.360	1.360	1.360	1.360	1.360
County Operational	9.299	9.654	9.299	9.654	10.350	10.350
County Hospital (Operational Levy Subset)	1.500	1.500	1.500	1.500	1.500	1.500
Total County	10.799	11.154	10.799	11.154	11.850	11.850
Municipal Operational	-	-	-	-	-	-
Total Municipal	0.000	0.000	0.000	0.000	0.000	0.000
School District Operational	0.500	0.500	0.500	0.500	0.500	0.500
School District Debt Service	4.727	4.727	4.727	4.727	4.727	4.727
School Capital Improvement (Senate Bill 9 Levy)	2.000	2.000	2.000	2.000	2.000	2.000
School District Ed. Tech. Debt Service	1.974	1.974	1.974	1.974	1.974	1.974
Total School District	9.201	9.201	9.201	9.201	9.201	9.201
Total State, County, Municipal and School District	21.360	21.715	21.360	21.715	22.411	22.411

Tax District	32 OUT R	32 OUT NR	33 R	33 NR	33 OGP	33 OGE
Mill Levies for College and Hospital						
College District Operational	-	-	-	-	-	-
Total Higher Education	0.000	0.000	0.000	0.000	0.000	0.000
Total Hospital	0.000	0.000	0.000	0.000	0.000	0.000
Total College and Hospital	0.000	0.000	0.000	0.000	0.000	0.000
Grand Total State, County, Municipal, Public School, College, Hospital	21.360	21.715	21.360	21.715	22.411	22.411
Mill Levies for Other Taxing Entities						
Total Other	0.000	0.000	0.000	0.000	0.000	0.000
Grand Total	21.360	21.715	21.360	21.715	22.411	22.411

Property Classification	Residential	Non-Residential	Residential	Non-Residential	Residential	Non-Residential
	34 IN R	34 IN NR	34 OUT R	34 OUT NR	53 R	53 NR
Tax District						
Municipality	San Jon (Village)	San Jon (Village)			Melrose	Melrose
Public School District	San Jon	San Jon	San Jon	San Jon	Melrose	Melrose
College District						
Taxable Value	1,034,886	2,238,383	2,573,836	13,321,645	704,842	4,380,595
Mill Levies for State, County, Municipality, and School District						
State Debt Service	1.360	1.360	1.360	1.360	1.360	1.360
Total State	1.360	1.360	1.360	1.360	1.360	1.360
County Operational	9.299	9.654	9.299	9.654	9.299	9.654
County Hospital (Operational Levy Subset)	1.500	1.500	1.500	1.500	1.500	1.500
Total County	10.799	11.154	10.799	11.154	10.799	11.154
Municipal Operational	5.379	7.262	-	-	-	-
Total Municipal	5.379	7.262	0.000	0.000	0.000	0.000
School District Operational	0.489	0.493	0.489	0.493	0.480	0.500
School District Debt Service	7.712	7.712	7.712	7.712	3.837	3.837
School Capital Improvement (Senate Bill 9 Levy)	2.000	1.971	2.000	1.971	2.000	2.000
School District Ed. Tech. Debt Service	-	-	-	-	-	-
Total School District	10.201	10.176	10.201	10.176	6.317	6.337
Total State, County, Municipal and School District	27.739	29.952	22.360	22.690	18.476	18.851

Tax District	34 IN R	34 IN NR	34 OUT R	34 OUT NR	53 R	53 NR
Mill Levies for College and Hospital						
College District Operational	-	-	-	-	-	-
Total Higher Education	0.000	0.000	0.000	0.000	0.000	0.000
Total Hospital	0.000	0.000	0.000	0.000	0.000	0.000
Total College and Hospital	0.000	0.000	0.000	0.000	0.000	0.000
Grand Total State, County, Municipal, Public School, College, Hospital	27.739	29.952	22.360	22.690	18.476	18.851
Mill Levies for Other Taxing Entities						
Total Other	0.000	0.000	0.000	0.000	0.000	0.000
Grand Total	27.739	29.952	22.360	22.690	18.476	18.851

Livestock Mill Levies

Category	Rate	Applicable Tax Districts
	10,000	
Cattle Indemnity	9.604	32 OUT,32 OUT,32 OUT,33,33,33,33,33,53,53,53,53,1 OUT,1 OUT,19 OUT,19 OUT,19 OUT,19 OUT,23/47,23/47,23/47,23/47,23/47,23/47,23/47,23/47,23/47,23/47,23/47,32 IN,32 IN,34 OUT,34 OUT,34 OUT,34 OUT
Sheep/Goats/Swine/Alpaca	9.088	32 OUT,32 OUT,32 OUT,32 OUT,32 OUT,32 OUT,33,33,33,33,53,1 OUT,1 OUT,1 OUT,1 OUT,1 OUT,1 OUT,1 OUT,1 OUT,1 OUT,1 OUT,1 OUT,19 OUT,19 OUT,19 OUT,23/47,32 IN,34 IN,34 IN,34 OUT,34 OUT,34 OUT,34 OUT,34 OUT,34 OUT,34 OUT,34 OUT
Dairy Cattle	5.000	32 OUT
Dairy Cattle	4.754	32 OUT
Bison/Camelids/Ratite	7.945	32 OUT,32 OUT,1 OUT,1 OUT,1 OUT,1 OUT,1 OUT
Horses/Asses/Mules	9.371	32 OUT,32 OUT,32 OUT,32 OUT,33,33,33,33,53,53,1 OUT,1 OUT,1 OUT,19 OUT,19 OUT,19 OUT,19 OUT,23/47,23/47,23/47,23/47,23/47,23/47,23/47,23/47,23/47,23/47,23/47,32 IN,32 IN,34 IN,34 OUT,34 OUT,34 OUT

Other Assessments

Category	Taxing Entity	Description
Public Improvement Special Levy Rolls	Ute Late Ranch PID Operational	3.000
Public Improvement Special Levy Rolls	Ute Late Ranch PID Debt	10.800
Special Assessments or Mill Levies	Arch Hurley Conservancy District	\$17.00 Assessment/Acre Class "A" Property, \$4.974 Class B mills

Footnotes

Tax District	Classification	Assessment	Footnote
(1) 23/47			Total School District to Grady Board of Education
(2) 33			Total School District to Logan Board of Education
(3) 53			Total School District to Melrose Board of Education

Amendments

Date	Description
------	-------------

DATE/24	NAME	ROAD BLADED	BLOCKS	MILES
8/1/24	CREW	QUAY ROAD AP	6450-6550	
	CREW	QUAY ROAD 66	4200-4250	
8/5/24	DONALD	QUAY ROAD 64	1800-2100	3.00
	DONALD	QUAY ROAD 50	1600-1800	2.00
	CREW	QUAY ROAD AD	6300-6950	
8/6/24	TYLER	QUAY ROAD 31	5300-5600	3.00
	DONALD	RT 66	0650-1000	3.50
	CREW	QUAY ROAD AI	6300-6690	
8/7/24	LARRY	QUAY ROAD AD	3900-4200	3.00
	CREW	QUAY ROAD AP/104		
	CREW	QUAY ROAD AP/65		
8/9/2004	CREW	QUAY ROAD AD	6550	
8/11/24	LARRY	QUAY ROAD AE	3900-4100	2.00
8/12/24	DONALD	QUAY ROAD 50	1200-1600	4.50
	TYLER	QUAY ROAD 31	5100-5200	1.00
	TYLER	QUAY ROAD AZ		2.00
8/13/24	LARRY	QUAY ROAD 63	4300-4400	1.00
	ANTONIO	QUAY ROAD 72	2200-2450	2.50
	ANTONIO	QUAY ROAD AT	5750-6100	3.50
	TYLER	QUAY ROAD 63.8	3600-3700	1.00
	DONALD	QUAY ROAD 50	1600-1800	2.00
	DONALD	RT. 66	1500-1700	2.00
	ANTONIO	QUAY ROAD V.5	7160-7200	0.46
	ANTONIO	QUAY ROAD X	7100-7200	1.00
8/14/24	LARRY	QUAY ROAD AE	4100-4400	3.00
	TYLER	QUAY ROAD BH	2700-3100	4.00
	ANTONIO	QUAY ROAD 63	4200-4400	2.00
8/19/24	DONALD	QUAY ROAD M	5900-6000	1.00
	DONALD	QUAY ROAD E	6600-6800	2.00
	DONALD	RT 66	1300-1500	2.00
8/1/24	DONALD	QUAY ROAD E	6800-7350	5.50
	ANTONIO	NORTH 6TH ST		0.26
	ANTONIO	QUAY ROAD J	9600-9850	2.50
	ANTONIO	QUAY ROAD W	7730-7800	0.30
	ANTONIO	QUAY ROAD 64	3400-3450	0.50
8/20/24	TYLER	QUAY ROAD BH	3400-3600	2.00
	DONALD	QUAY ROAD E	6800-7350	5.50
8/21/24	LARRY	QUAY ROAD 60	3100-3200	1.00
	ANTONIO	QUAY ROAD 93	0200-0450	2.50
	ANTONIO	KING		0.26
	ARMANDO	QUAY ROAD 54	4100-4300	1.83
	ARMANDO	QUAY ROAD 55	4100-4415	3.15

	ARMANDO	QUAY ROAD 43	4200-4400	2.00
8/22/24	ARMANDO	QUAY ROAD 57	3200-3400	2.00
	ARMANDO	QUAY ROAD 65	3200-3300	1.00
	ARMANDO	QUAY ROAD 65	2800-2900	1.00
8/26/24	DONALD	QUAY ROAD 69	0500-0800	3.00
	DONALD	QUAY ROAD G	6900-7000	1.00
	DONALD	QUAY ROAD H	6800-6900	1.00
	LARRY	QUAY ROAD 44	3000-3100	1.00
	LARRY	QUAY ROAD AE	4400-4600	2.00
	LARRY	QUAY ROAD 46	2900-3000	1.35
	LARRY	QUAY ROAD AD	4600-4700	1.00
8/27/24	ANTONIO	QUAY ROAD 93	0001-0450	4.35
	ANTONIO	QUAY ROAD C	9100-9300	1.00
	DONALD	TUC MOUNTAIN RD		
	DONALD	QUAY ROAD H	6600-6800	2.00
	ARMANDO	QUAY ROAD 61	3550-3600	0.50
8/28/24	TYLER	QUAY ROAD AY	3100-3300	2.00
	TYLER	QUAY ROAD 32	4900-5000	1.00
	TYLER	QUAY ROAD 31	4800-4900	1.00

104.96

ADDITIONAL WORK TO ROAD/COMMENTS

PATCHED POTHOLES
PATCHED POTHOLES

FIX LOWWATER CROSSINGS 3
PATCHED POTHOLES

PATCHED POTHOLES

PICKED UP TRASH
PICKED UP TRASH

PATCHED POTHOLE

**QUAY COUNTY
FISCAL YEAR 2024-2025
RESOLUTION No. 15**

Authorization of Budgetary Increase to **County Improvements (649)**

WHEREAS, at meeting of the Board of Quay County Commissioners on September 9, 2024, the following was among the proceedings;


WHEREAS, the Board of Quay County Commissioners deems it necessary to request this Budgetary Increase;

State Fund 30300 Budgetary Increase	DEBIT	CREDIT
30300-001-47300 State Legislative Appropriations		\$750,000.00
30300-2002-58020 Equipment & Machinery	\$650,000.00	
30300-2002-58080 – Vehicles	\$100,000.00	

WHEREAS, the above activity was not contemplated at the time the final budget was adopted and approved **State Legislative Appropriations agreements fully executed for Improvements**


NOW THEREFORE, BE IT RESOLVED that after approval of the Local Government Division of the Department of Finance and Administration, the above Budgetary Adjustments be made.

DONE at Tucumcari, County of Quay, New Mexico this 9th day of September 2024.





Robert Lopez, Chairman



Jerri Rush, Commissioner



Brian Fortner, Commissioner